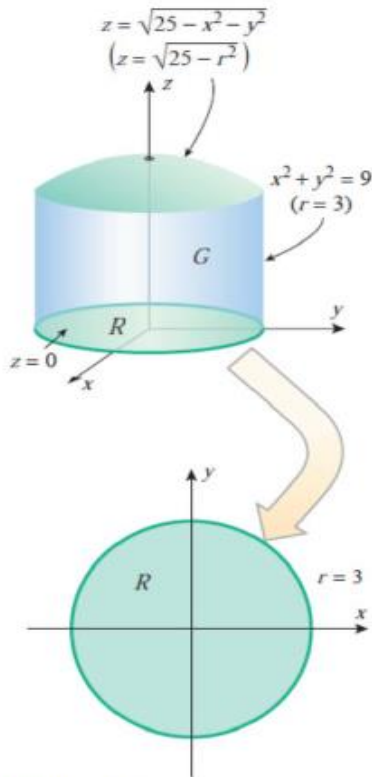


MATH152 CALCULUS II TUTORIAL – 11

(21.12.2018)

Question 1:

Use triple integral in cylindrical coordinates to find the volume of the solid G that is bounded above by the semi-sphere $z = \sqrt{25 - x^2 - y^2}$, below by the xy -plane, and laterally by the cylinder $x^2 + y^2 = 9$.



▲ Figure 14.6.5

The solid G and its projection R on the xy -plane are shown in Figure 14.6.5.

In cylindrical coordinates, the upper surface of G is the hemisphere $z = \sqrt{25 - r^2}$ and the lower surface is the plane $z = 0$. Thus, from (4), the volume of G is

$$V = \iiint_G dV = \iint_R \left[\int_0^{\sqrt{25-r^2}} dz \right] dA$$

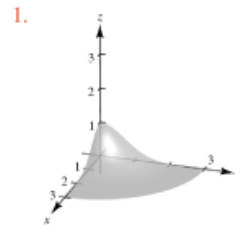
For the double integral over R , we use polar coordinates:

$$\begin{aligned} V &= \int_0^{2\pi} \int_0^3 \int_0^{\sqrt{25-r^2}} r \, dz \, dr \, d\theta = \int_0^{2\pi} \int_0^3 [rz]_{z=0}^{\sqrt{25-r^2}} \, dr \, d\theta \\ &= \int_0^{2\pi} \int_0^3 r\sqrt{25-r^2} \, dr \, d\theta = \int_0^{2\pi} \left[-\frac{1}{3}(25-r^2)^{3/2} \right]_{r=0}^3 \, d\theta \\ &= \int_0^{2\pi} \frac{61}{3} \, d\theta = \frac{122}{3}\pi \quad \left\{ \begin{array}{l} u = 25 - r^2 \\ du = -2r \, dr \end{array} \right. \end{aligned}$$

Question 2 :

Sketch the solid region whose volume is given by the iterated integral, and evaluate the iterated integral.

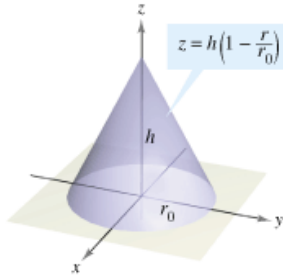
$$\int_0^{\pi/2} \int_0^3 \int_0^{e-r^2} r \, dz \, dr \, d\theta$$



$$\begin{aligned} 2. \quad & \int_0^{\pi/2} \int_0^3 \int_0^{e-r^2} r \, dz \, dr \, d\theta = \int_0^{\pi/2} \int_0^3 r e^{-r^2} \, dr \, d\theta \\ 3. \quad & = \int_0^{\pi/2} \left[-\frac{1}{2} e^{-r^2} \right]_0^3 \, d\theta \\ 4. \quad & = \int_0^{\pi/2} \frac{1}{2} (1 - e^{-9}) \, d\theta \\ 5. \quad & = \frac{\pi}{4} (1 - e^{-9}) \end{aligned}$$

Question 3 :

Use cylindrical coordinates to find the indicated characteristic of the cone shown in the figure.



Find the volume of the cone.

1. $z = h - \frac{h}{r_0}\sqrt{x^2 + y^2}$
2. $= \frac{h}{r_0}(r_0 - r)$
3. $V = 4 \int_0^{\pi/2} \int_0^{r_0} \int_0^{h(r_0-r)/r_0} r \, dz \, dr \, d\theta$
4. $= \frac{4h}{r_0} \int_0^{\pi/2} \int_0^{r_0} (r_0 r - r^2) \, dr \, d\theta$
5. $= \frac{4h}{r_0} \int_0^{\pi/2} \frac{r_0^3}{6} \, d\theta$
6. $= \frac{4h}{r_0} \left(\frac{r_0^3}{6}\right) \left(\frac{\pi}{2}\right)$
7. $= \frac{1}{3} \pi r_0^2 h$

Question 4:

Determine whether the vector field is conservative. If it is, find a potential function for the vector field.

$$\mathbf{F}(x, y) = 2xy\mathbf{i} + x^2\mathbf{j}$$

1. $\frac{\partial}{\partial y}[2xy] = 2x$
2. $\frac{\partial}{\partial x}[x^2] = 2x$
3. Conservative
4. $f_x(x, y) = 2xy$
5. $f_y(x, y) = x^2$
6. $f(x, y) = x^2y + K$

Question 5:

Find the gradient vector field for the scalar function. (That is, find the conservative vector field for the potential function.)

$$g(x, y, z) = xy \ln(x + y)$$

1. $g_x(x, y, z) = y \ln(x + y) + \frac{xy}{x + y}$
2. $g_y(x, y, z) = x \ln(x + y) + \frac{xy}{x + y}$
3. $g_z(x, y, z) = 0$
4. $\mathbf{G}(x, y, z) = \left[\frac{xy}{x + y} + y \ln(x + y) \right] \mathbf{i} + \left[\frac{xy}{x + y} + x \ln(x + y) \right] \mathbf{j}$

Question 6:

Determine whether the vector field is conservative. If it is, find a potential function for the vector field.

$$\mathbf{F}(x, y) = xe^{x^2y}(2y\mathbf{i} + x\mathbf{j})$$

1. $\frac{\partial}{\partial y}[2xye^{x^2y}] = 2xe^{x^2y} + 2x^3ye^{x^2y}$
2. $\frac{\partial}{\partial x}[x^2e^{x^2y}] = 2xe^{x^2y} + 2x^3ye^{x^2y}$
3. Conservative
4. $f_x(x, y) = 2xye^{x^2y}$
5. $f_y(x, y) = x^2e^{x^2y}$
6. $f(x, y) = e^{x^2y} + K$

Question 7:

Determine whether the vector field \mathbf{F} is conservative. If it is, find a potential function for the vector field.

$$\mathbf{F}(x, y, z) = e^z(y\mathbf{i} + x\mathbf{j} + xy\mathbf{k})$$

1. $\text{curl } \mathbf{F} = \begin{vmatrix} \mathbf{i} & \mathbf{j} & \mathbf{k} \\ \frac{\partial}{\partial x} & \frac{\partial}{\partial y} & \frac{\partial}{\partial z} \\ ye^z & xe^z & xye^z \end{vmatrix}$
2. $= \mathbf{0}$
3. Conservative
4. $f_x(x, y, z) = ye^z$
5. $f_y(x, y, z) = xe^z$
6. $f_z(x, y, z) = xye^z$
7. $f(x, y, z) = xye^z + K$

Question : 8

Find **curl F** for the vector field at the given point.

<i>Vector Field</i>	<i>Point</i>
$\mathbf{F}(x, y, z) = xyzi + yj + zk$	$(1, 2, 1)$

$$1. \text{ curl } \mathbf{F} = \begin{vmatrix} \mathbf{i} & \mathbf{j} & \mathbf{k} \\ \frac{\partial}{\partial x} & \frac{\partial}{\partial y} & \frac{\partial}{\partial z} \\ xyz & y & z \end{vmatrix}$$

$$2. \quad = xyj - xzk$$

$$3. \text{ curl } \mathbf{F}(1, 2, 1) = 2j - k$$

Question : 9

Determine whether the vector field **F** is conservative. If it is, find a potential function for the vector field.

$$\mathbf{F}(x, y, z) = \sin y \mathbf{i} - x \cos y \mathbf{j} + \mathbf{k}$$

$$1. \text{ curl } \mathbf{F} = \begin{vmatrix} \mathbf{i} & \mathbf{j} & \mathbf{k} \\ \frac{\partial}{\partial x} & \frac{\partial}{\partial y} & \frac{\partial}{\partial z} \\ \sin y & -x \cos y & 1 \end{vmatrix}$$

$$2. \quad = -2 \cos y \mathbf{k}$$

$$3. \quad \neq \mathbf{0}$$

4. Not conservative

Question : 10

Find $\text{div}(\mathbf{F} \times \mathbf{G})$.

$$\mathbf{F}(x, y, z) = \mathbf{i} + 2x\mathbf{j} + 3y\mathbf{k}$$

$$\mathbf{G}(x, y, z) = x\mathbf{i} - y\mathbf{j} + z\mathbf{k}$$

$$1. \mathbf{F} \times \mathbf{G} = \begin{vmatrix} \mathbf{i} & \mathbf{j} & \mathbf{k} \\ 1 & 2x & 3y \\ x & -y & z \end{vmatrix}$$

$$2. \quad = (2xz + 3y^2)\mathbf{i} - (z - 3xy)\mathbf{j} + (-y - 2x^2)\mathbf{k}$$

$$3. \text{ div}(\mathbf{F} \times \mathbf{G}) = 2z + 3x$$

Question : 11

Find the divergence of the vector field **F**.

$$\mathbf{F}(x, y, z) = \sin x \mathbf{i} + \cos y \mathbf{j} + z^2 \mathbf{k}$$

$$1. \text{ div } \mathbf{F}(x, y, z) = \frac{\partial}{\partial x}[\sin x] + \frac{\partial}{\partial y}[\cos y] + \frac{\partial}{\partial z}[z^2]$$

$$2. \quad = \cos x - \sin y + 2z$$

Question : 12

Evaluate the line integral along the given path.

$$\int_C (x - y) ds$$

$$C: \mathbf{r}(t) = 4t\mathbf{i} + 3t\mathbf{j}, \quad 0 \leq t \leq 2$$

$$1. \mathbf{r}'(t) = 4\mathbf{i} + 3\mathbf{j}$$

$$2. \int_C (x - y) ds = \int_0^2 (4t - 3t) \sqrt{(4)^2 + (3)^2} dt$$

$$3. \quad = \int_0^2 5t dt$$

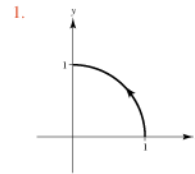
$$4. \quad = \left[\frac{5t^2}{2} \right]_0^2$$

$$5. \quad = 10$$

Question : 13

Evaluate $\int_C (x^2 + y^2) ds$ along the given path.

C: counterclockwise around the circle $x^2 + y^2 = 1$ from $(1, 0)$ to $(0, 1)$



$$2. \mathbf{r}(t) = \cos t \mathbf{i} + \sin t \mathbf{j}, \quad 0 \leq t \leq \frac{\pi}{2}$$

$$3. \int_C (x^2 + y^2) ds = \int_0^{\pi/2} [\cos^2 t + \sin^2 t] \sqrt{(-\sin t)^2 + (\cos t)^2} dt$$

$$4. \quad = \int_0^{\pi/2} dt$$

$$5. \quad = \frac{\pi}{2}$$

Question : 14

Find the work done by the force field $\mathbf{F} = (y - x^2)\mathbf{i} + (z - y^2)(x - z^2)\mathbf{k}$ along the curve $\mathbf{r}(t) = t\mathbf{i} + t^2\mathbf{j} + t^3\mathbf{k}$, $0 \leq t \leq 1$, from (0 (Figure 16.18).

First we evaluate \mathbf{F} on the curve $\mathbf{r}(t)$:

$$\begin{aligned}\mathbf{F} &= (y - x^2)\mathbf{i} + (z - y^2)\mathbf{j} + (x - z^2)\mathbf{k} \\ &= \underbrace{(t^2 - t^2)}_0\mathbf{i} + (t^3 - t^4)\mathbf{j} + (t - t^6)\mathbf{k}. \quad \begin{array}{l} \text{Substitute } x = t, \\ y = t^2, z = t^3. \end{array}\end{aligned}$$

Then we find $d\mathbf{r}/dt$,

$$\frac{d\mathbf{r}}{dt} = \frac{d}{dt}(t\mathbf{i} + t^2\mathbf{j} + t^3\mathbf{k}) = \mathbf{i} + 2t\mathbf{j} + 3t^2\mathbf{k}.$$

Finally, we find $\mathbf{F} \cdot d\mathbf{r}/dt$ and integrate from $t = 0$ to $t = 1$:

$$\begin{aligned}\mathbf{F} \cdot \frac{d\mathbf{r}}{dt} &= [(t^3 - t^4)\mathbf{j} + (t - t^6)\mathbf{k}] \cdot (\mathbf{i} + 2t\mathbf{j} + 3t^2\mathbf{k}) \\ &= (t^3 - t^4)(2t) + (t - t^6)(3t^2) = 2t^4 - 2t^5 + 3t^3 - 3t^8\end{aligned}$$

so,

$$\begin{aligned}\text{Work} &= \int_0^1 (2t^4 - 2t^5 + 3t^3 - 3t^8) dt \\ &= \left[\frac{2}{5}t^5 - \frac{2}{6}t^6 + \frac{3}{4}t^4 - \frac{3}{9}t^9 \right]_0^1 = \frac{29}{60}.\end{aligned}$$

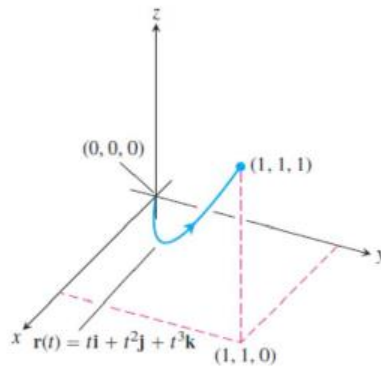


FIGURE 16.18

Question : 15

Let C be the circle of radius 3 given by

$$\mathbf{r}(t) = 3 \cos t \mathbf{i} + 3 \sin t \mathbf{j}, \quad 0 \leq t \leq 2\pi$$

as shown in Figure 15.17. Evaluate the line integral

$$\int_C y^3 dx + (x^3 + 3xy^2) dy.$$

Because $x = 3 \cos t$ and $y = 3 \sin t$, you have $dx = -3 \sin t dt$ and $dy = 3 \cos t dt$. So, the line integral is

$$\begin{aligned} & \int_C M dx + N dy \\ &= \int_C y^3 dx + (x^3 + 3xy^2) dy \\ &= \int_0^{2\pi} [(27 \sin^3 t)(-3 \sin t) + (27 \cos^3 t + 81 \cos t \\ &= 81 \int_0^{2\pi} (\cos^4 t - \sin^4 t + 3 \cos^2 t \sin^2 t) dt \\ &= 81 \int_0^{2\pi} \left(\cos^2 t - \sin^2 t + \frac{3}{4} \sin^2 2t \right) dt \\ &= 81 \int_0^{2\pi} \left[\cos 2t + \frac{3}{4} \left(\frac{1 - \cos 4t}{2} \right) \right] dt \\ &= 81 \left[\frac{\sin 2t}{2} + \frac{3}{8} t - \frac{3 \sin 4t}{32} \right]_0^{2\pi} \\ &= \frac{243\pi}{4}. \end{aligned}$$

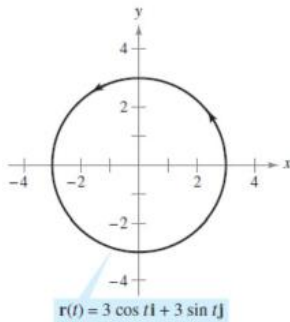


Figure 15.17

Question : 16

Evaluate

$$\int_C y \, dx + x^2 \, dy$$

where C is the parabolic arc given by $y = 4x - x^2$
Figure 15.18.

Rather than converting to the parameter t , you
variable x and write

$$y = 4x - x^2 \quad \Rightarrow \quad dy = (4 - 2x) \, dx.$$

Then, in the direction from $(4, 0)$ to $(1, 3)$, the line into

$$\begin{aligned} \int_C y \, dx + x^2 \, dy &= \int_4^1 [(4x - x^2) \, dx + x^2(4 - 2x)] \\ &= \int_4^1 (4x + 3x^2 - 2x^3) \, dx \\ &= \left[2x^2 + x^3 - \frac{x^4}{2} \right]_4^1 = \frac{69}{2}. \end{aligned}$$